

Presentation of



# Ponce Financial Group

**Carlos P. Naudon**

President & Chief  
Executive Officer

**Sergio Vaccaro**

EVP & Chief Financial  
Officer



# Cautionary Statements

## Forward Looking Statements

Certain statements herein constitute forward-looking statements within the meaning of Section 27A of the Securities Act of 1933, as amended, and Section 21E of the Exchange Act and are intended to be covered by the safe harbor provisions of the Private Securities Litigation Reform Act of 1995. Such statements may be identified by words such as “believes,” “will,” “would,” “expects,” “project,” “may,” “could,” “developments,” “strategic,” “launching,” “opportunities,” “anticipates,” “estimates,” “intends,” “plans,” “targets” and similar expressions. These statements are based upon the current beliefs and expectations of management and are subject to significant risks and uncertainties. Actual results may differ materially from those set forth in the forward-looking statements as a result of numerous factors. Factors that could cause such differences to exist include, but are not limited to, adverse conditions in the capital and debt markets and the impact of such conditions on business activities; changes in interest rates; competitive pressures from other financial institutions; the effects of general economic conditions on a national basis or in the local markets in which Ponce Bank operates, including changes that adversely affect borrowers’ ability to service and repay Ponce Bank’s loans; changes in U.S. trade policies, including the imposition of tariffs and retaliatory tariffs, and their related impacts on the economy; changes in the value of securities in the investment portfolio; changes in loan default and charge-off rates; fluctuations in real estate values; the adequacy of loan loss reserves; decreases in deposit levels necessitating increased borrowing to fund loans and investments; operational risks including, but not limited to, cybersecurity, fraud and natural disasters; changes in government regulation; changes in accounting standards and practices; the risk that intangibles recorded in the financial statements will become impaired; demand for loans in Ponce Bank’s market area; Ponce Bank’s ability to attract and maintain deposits; risks related to the implementation of acquisitions, dispositions, and restructurings; the risk that Ponce Financial Group, Inc. may not be successful in the implementation of its business strategy; changes in assumptions used in making such forward-looking statements and the risk factors described in Ponce Financial Group, Inc.’s Annual Report on Form 10-K and Quarterly Reports on Form 10-Q as filed with the Securities and Exchange Commission (the “SEC”), which are available at the SEC’s website, [www.sec.gov](http://www.sec.gov). Readers are cautioned not to place undue reliance on these forward-looking statements, which speak only as of the date of this release. Ponce Financial Group, Inc. disclaims any obligation to publicly update or revise any forward-looking statements to reflect changes in underlying assumptions or factors, new information, future events or other changes, except as may be required by applicable law or regulation.

## Market and Industry Data

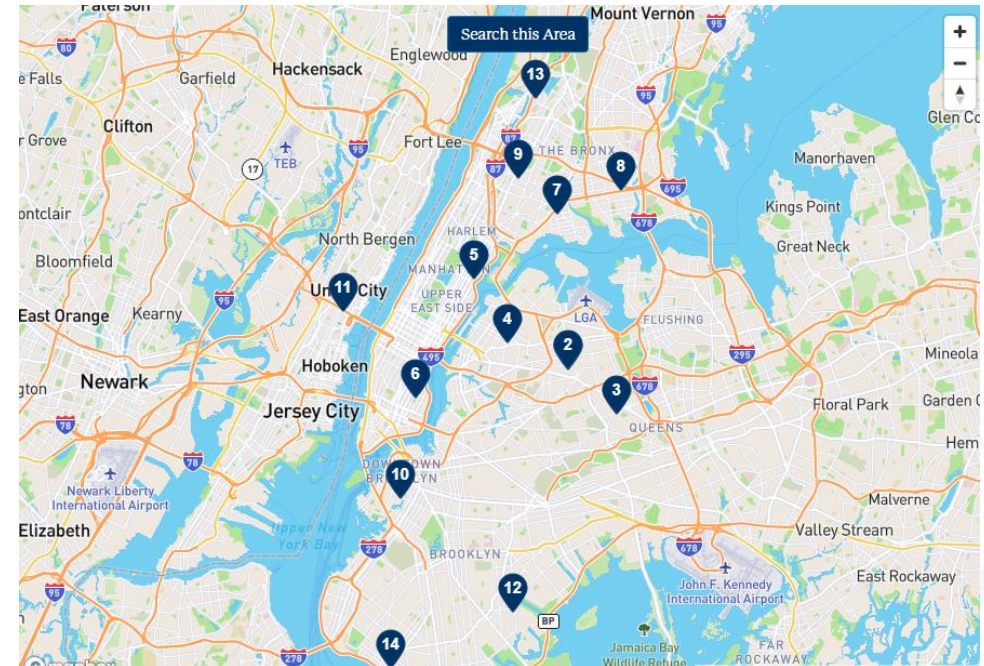
The market and industry data used throughout this presentation is based, in part, on third-party sources, as indicated. Although management believes these third-party sources are reliable, they have not independently verified the information and cannot guarantee its accuracy and completeness.



# Corporate Headquarters and Office Location

- ▶ Ponce Financial Group, Inc. (the “Company”), became the holding company of Ponce Bank (the “Bank”), a federally chartered stock savings association on January 27, 2022, after successfully completing the conversion and reorganization of Ponce Bank Mutual Holding Company from the mutual to stock form of organization.
- ▶ Aim to provide long-term value to stakeholders by executing a safe and sound business strategy that produces increasing value.
- ▶ Number of full-time equivalent employees as of March 31, 2025, was 211 equating to \$14.6 million in assets per employee.
- ▶ The Company provides a full range of financial services to minority, immigrant, and low-income borrowers in a community-focused manner.

## Branch Locations



Ticker	NASDAQ: PDLB
Established	1960
Headquarters	Bronx, NY
Branches	13 full-service branches and 5 loan production/representative offices
Total Assets	\$3.09 billion (as of 3/31/25)
Total Loans	\$2.37 billion (as of 3/31/25)
Total Deposits	\$2.00 billion (as of 3/31/25)
Earnings Per Share	\$0.25 (for three months ended 3/31/25)
Market Cap TBV Per Common Share*	\$304 million (as of 3/31/25) \$12.05 (as of 3/31/25)

(\* TBV Per Common Share is a Non-GAAP financial measure. Non-GAAP financial measures are not a substitute for GAAP financial measures. See the appendix of this presentation for a reconciliation to the most directly comparable GAAP financial measure.




# Franchise Evolution



## Mutual Bank

1960 - 2015

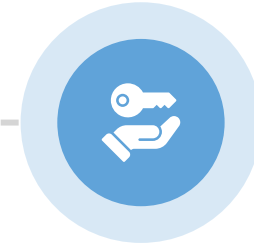
- ▶ Established 65-year-old institution focused on residential and nonresidential lending
- ▶ Headquartered in the Bronx, NY with branch presence in the Bronx, Brooklyn, Queens, New Jersey, and Manhattan
- ▶ Grew assets from de novo to \$700 million



## Path to Conversion

2015 - 2022

- ▶ Carlos P. Naudon named President in 2015; CEO in 2018
- ▶ Certified SBA lender
- ▶ Continued to remain focused on residential and commercial real estate
- ▶ Optimized real estate footprint by improving loan efficiency
- ▶ Certification as an MDI & CDFI
- ▶ Grew assets from \$700 million to \$2.3 billion



## Public Ownership

2022 - Present

- ▶ Converted from Mutual Holding Company on January 27, 2022
- ▶ Established a robust capital base to continue executing on strategic initiatives
- ▶ Continued focusing on residential and commercial lending with an emphasis on technological integration
- ▶ Received low-cost funding Preferred Stock in the amount of \$225 million from the ECIP



# PFG Executive Management



## Carlos P. Naudon

President and  
Chief Executive Officer

- ▶ 50+ years of experience
- ▶ Former CEO of Banking Spectrum Inc.
- ▶ Former Acting CEO and Director of Open Solutions, Inc., a public company



## Sergio Vaccaro

Executive Vice President  
and Chief Financial Officer

- ▶ 25+ years of experience
- ▶ Former CFO of Private Bank Americas at HSBC
- ▶ Former CFO of Home Loans at Morgan Stanley
- ▶ Former US Head of FP&A at HSBC



## Luis Gonzalez Jr.

Executive Vice President  
and Chief Operating Officer

- ▶ 17+ years of experience
- ▶ Former Bank Examiner
- ▶ Former Acting Assistant Deputy Comptroller, OCC



## Steven A. Tsavaris

Executive Chairman  
of the Board

- ▶ 50+ years of experience
- ▶ Former President and CEO of Ponce De Leon Federal Savings Bank
- ▶ Former Chairman and CEO of PDLB Community Bancorp



## Ioannis Kouzilos

Executive Vice President  
and Chief Lending Officer

- ▶ 13+ years of experience
- ▶ Previously VP of Credit Administration
- ▶ Experienced at various financial institutions



## Madeline V. Marquez

Executive Vice President and  
Chief External Affairs Officer

- ▶ 25+ years of experience
- ▶ Former Vice President at Business Initiative Corporation of New York
- ▶ Former Managing Director at Brooklyn Economic Development Corp.



# Highlights – three months ended March 31, 2025 and 2024



**Increasing profitability.** Net income available to common stockholders of \$5.7 million, or \$0.25 per diluted share for three months ended March 31, 2025.



**Strong loan growth.** Net loans receivable were \$2.37 billion as of March 31, 2025, an increase of \$389.5 million, or 19.7%, from March 31, 2024.



**Strong deposit growth.** Deposits were \$2.00 billion as of March 31, 2025, an increase of \$419.2 million, or 26.4%, from March 31, 2024.



**Higher NIM and stable expenses YoY.** Net interest margin at 2.98% for three months ended March 31, 2025, an increase of 0.27% from prior period. The non-interest expenses were \$16.9 million for three months ended March 31, 2025, a slight increase of \$0.1 million versus prior period.

	YTD 2024	YTD 2023	Change %
<b>Net interest income</b>	\$22.2M	\$18.8M	18.0%
<b>Net income available to common stockholders</b>	\$5.7M	\$2.4M	135.2%
<b>Deposits</b>	\$2.00B	\$1.59B	26.4%
<b>Net loans receivable</b>	\$2.37B	\$1.98B	19.7%
<b>Earnings per diluted share</b>	\$0.25	\$0.11	130.0%

Three Month Highlight Overview



# Our Vision

## Growth Drivers

### Low-Cost, Excess Capital - Ready to Deploy

- ▶ Robust capital position, inclusive of \$225 million in ECIP funds provided by the U.S. Treasury
- ▶ Focused on growing loan book:
  - Expanding CRE & Non-Residential Loans
  - Stay with successful clients as they grow

### MDI and CDFI Status; Mission Driven Business Model Aligns with ESG

- ▶ The Bank is designated as both a Community Development Financial Institution (CDFI) and a Minority Deposit Institution (MDI)

### De-Mutualization Opportunity

- ▶ Completed the second-step in January 2022
- ▶ Ability to return capital to shareholders – priorities

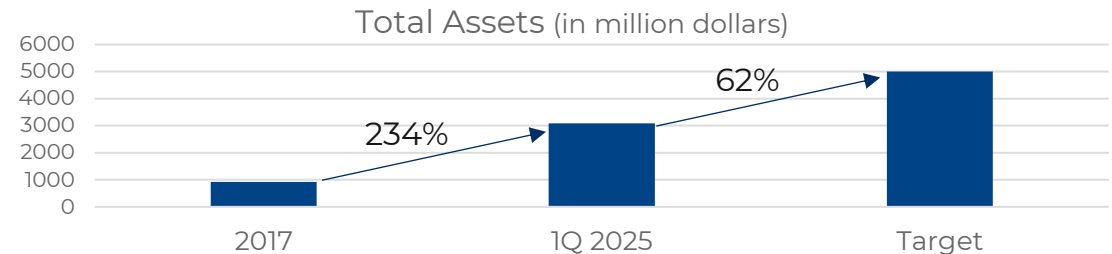
### Financial Strength

- ▶ The Company is well-positioned with a weighted average loan-to-value ratio of 53.6% as of March 31, 2025
- ▶ Total CRE Loans comprise 344.8% of Tier 1 Capital plus allowance

## Strategies and Focus

- ▶ **Enhance** our multifamily and nonresidential loans.
- ▶ **Leverage** MDI/CDFI status.
- ▶ **Build** existing community lending programs.
- ▶ **Improve** core deposits, with an emphasis on low-cost commercial demand deposits and add non-core funding sources.

## Reaching Capital Deployment Capabilities



### Accelerating Loan Growth Through Deployment of Excess Capital

- ▶ CRE and Residential Markets – Single Family & Multi-family markets
- ▶ Net Interest Income Growth

### Modernization Program Across Company Infrastructure

- ▶ **Upgrading** electronic infrastructure
- ▶ **Expanding** digital banking services
- ▶ **Creating** greater resiliency, capacity, and redundancies
- ▶ **Restructure/Refocus** the retail business model
- ▶ **Upgrade** sales forces

### Growing alongside fastest growing, best clients

- ▶ **Manage** credit risk to maintain a low level of nonperforming assets.
- ▶ **Enhance** our digital presence to deliver impactful services to our customers.



# ECIP Disposition – Executed Agreement



On December 20, 2024, PFG entered into an ECIP securities purchase option agreement with the US Department of the Treasury, allowing repurchase at a future date, subject to compliance with certain qualifications



The repurchase date could occur as soon as 3Q 2026, assuming satisfaction of the necessary conditions



**Determination of sale price:** based on the dividend discount model



While there can be no assurance as to the final repurchase price, **the price could be as low as 6.78%** under the current guidelines, (assuming a dividend rate of 0.50%, RFR of 4.62% (20 Yr Treasury as of 3/31/25), Beta of 0.50 and ERP of 5.50% and satisfaction of the deep impact condition)



**Impact of ~8.75 \$ per share**, under the above assumptions, \$225 million ECIP, 24.0 million common shares outstanding



**Status on progress:** Have achieved 11 consecutive quarters with a 78% rate of deep impact lending (vs 60% requirement for 16 consecutive quarters to qualify for repurchase); and ensured another year of preferred dividends of 0.50% based on our originations from 2Q24 to 1Q25

# Community Development Financial Institution



As a CDFI, the Company has received over \$5 million in federal grants



As of September 30, 2024, there were approximately 1,400 CDFI's operating nationwide, but fewer than 200 are banks, and the Bank ranks amongst the largest



The CDFI designation qualifies the Company for grants and capital opportunities such as the Emergency Capital Investment Program (ECIP), which the Company benefitted from in the form of a \$225 million investment from the U.S. Treasury for Senior Non-Cumulative Perpetual Preferred Stock; only CDFIs and MDIs were able to participate in this program – it comes at no cost (to capital) for the first two years and includes rate reduction incentives after that with a cap of 2.00%



Ponce Bank has won awards and mandates for community development and ranks as one of the largest and most housing focused CDFIs in the country.

## Rankings as of 3<sup>rd</sup> quarter 2024

### Out of the 20 top CDFI Banks (in Total Assets):

in housing focus in DLI-HMDA (% of housing lending in LMI communities)

3<sup>rd</sup>

- ▶ in total assets
- ▶ in total loans

6<sup>th</sup>

The CDFI Program offers both Financial Assistance and Technical Assistance awards to CDFIs. These competitive awards support and enhance the ability of the Company to meet the needs of the communities they serve.

- Financial Assistance awards are made in the form of loans, grants, equity investments, and deposits, which CDFIs are required to match dollar-for-dollar with non-federal funds. This requirement enables the Company to multiply the impact of federal investment to meet the demand for affordable financial products in economically distressed communities.
- Technical Assistance grants are offered to CDFIs and Certifiable CDFIs to build their organizational capacity.



# Minority Depository Institution



The Bank is designated an MDI, classified under the Federal Deposit Insurance Corporation (FDIC).



The FDIC defines an MDI as a federally insured depository institution for which (1) 51% or more of the voting stock is owned by minority individuals; or (2) majority of the board of directors is a minority and the community that the institution serves is predominantly minority.



As of December 31, 2024, the FDIC recognized 151 MDIs across the United States and its territories, with collective assets of approximately \$366 billion.



One of 32 banks in the country designated as both an MDI and a CDFI.

- As an MDI the Bank can provide financial services to and for underserved communities as designated by the federal government including African, Asian, Hispanic, and Native Americans.
- MDI designation allows the Bank to provide many benefits to low-to-moderate income communities, including access to credit, values-driven banking, international languages and locations, financial education, and community-specific services.

## Rankings as of 4Q24

Out of all the MDI Banks in **Assets**, the Bank ranks:

in total assets New York

**3rd**

in total assets out of 151 MDIs

**22nd**



# ESG (Environmental, Social, Governance)

## Environmental Responsibility

### Environmental Initiatives

The Company focuses on sustainability, resource conservation, and waste reduction. We ensure regulatory compliance, vendor adherence, and invest in technology for efficiency. Our ESG Committee manages site compliance and flood risk, while we work with suppliers to uphold ethical practices.

- ▶ We boost office efficiency with high-efficiency equipment, LED lighting, and advanced HVAC units.
- ▶ We promote recycling and waste separation in our offices.
- ▶ We consult energy experts for inspections, savings, and rebates on ESG-friendly upgrades.

## Social Impact

### Community Reflection

We mirror our community with 61% female and 86% ethnically diverse employees.

### Health, Safety and Talent Acquisition & Retention

We value employees, offer competitive benefits, and invest in growth through training.

### Community

We support communities with initiatives and partnerships.

### In the latest report(\*) from the National Community Investment Fund, Ponce ranked:

- #3** among the 20 largest CDFI Banks with a Housing Focus in Assets, Lending and Deposits
- #6** in total loans among all CDFI banks nationwide (194 total)
- #6** in total Assets among all CDFI banks nationwide

## Environmental Initiatives

We are dedicated to sustainability and building a strong ESG foundation. We prioritize accountability, ethical practices, and robust risk management to earn stakeholder trust and ensure legal compliance.

▶ **Data Security**

▶ **Compliance & Ethics**

▶ **Suppliers**

▶ **Corporate Governance**

(\*) Latest report published December 2024 for 3<sup>rd</sup> quarter 2024

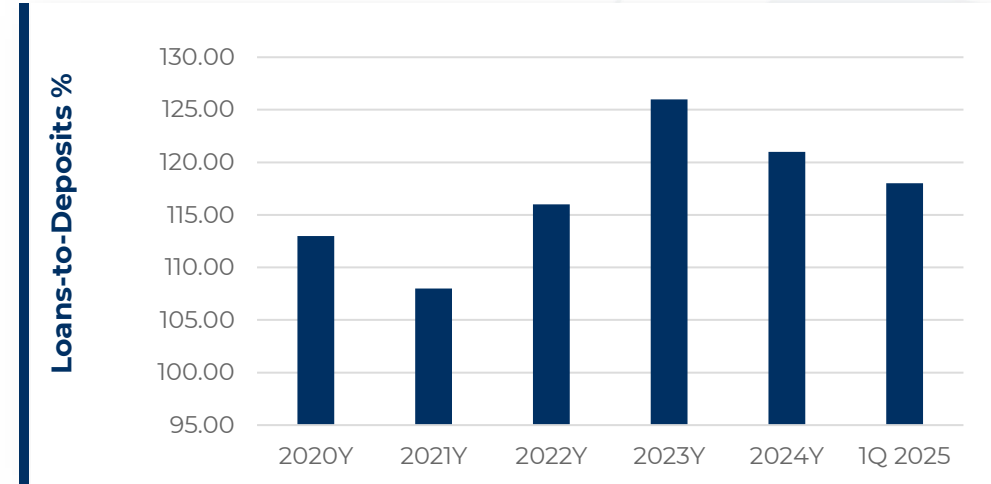
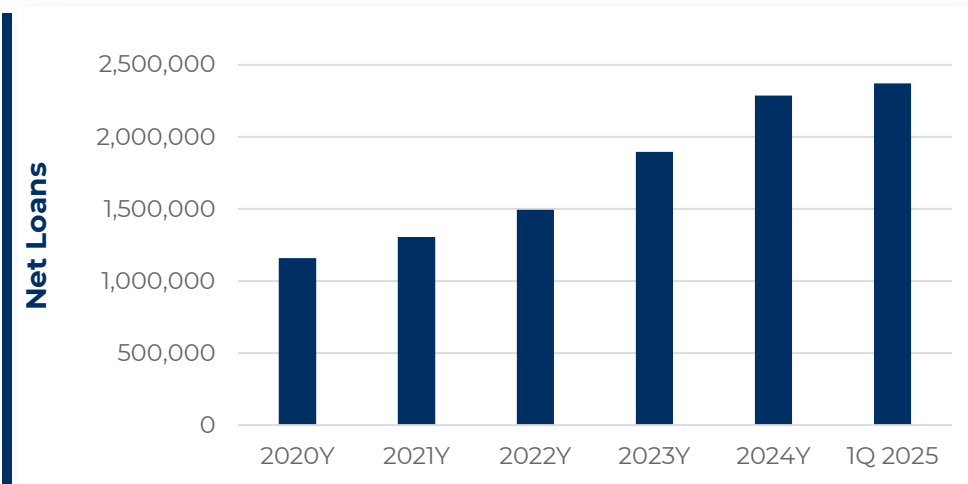
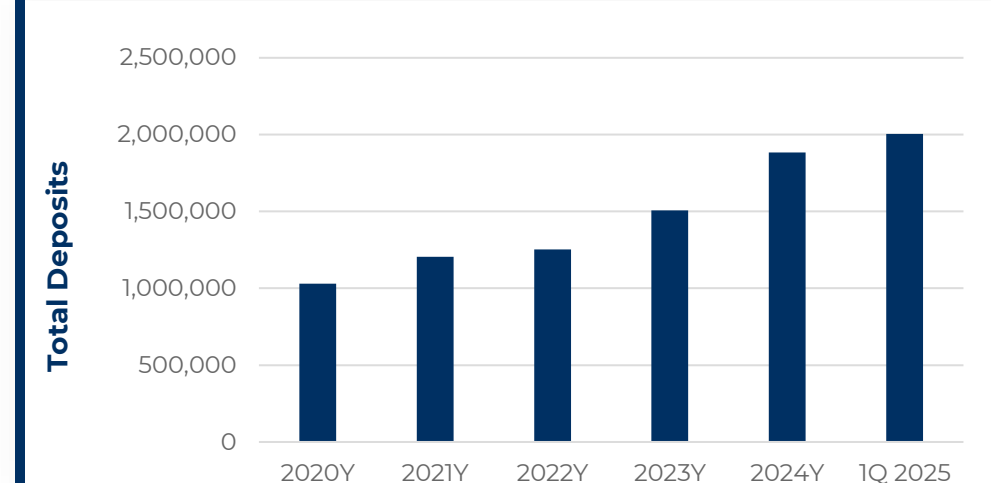
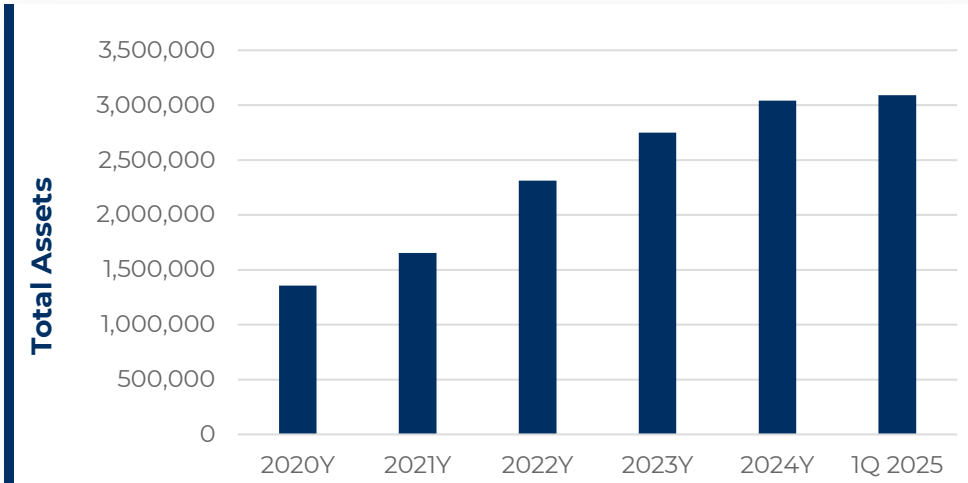


# Appendix



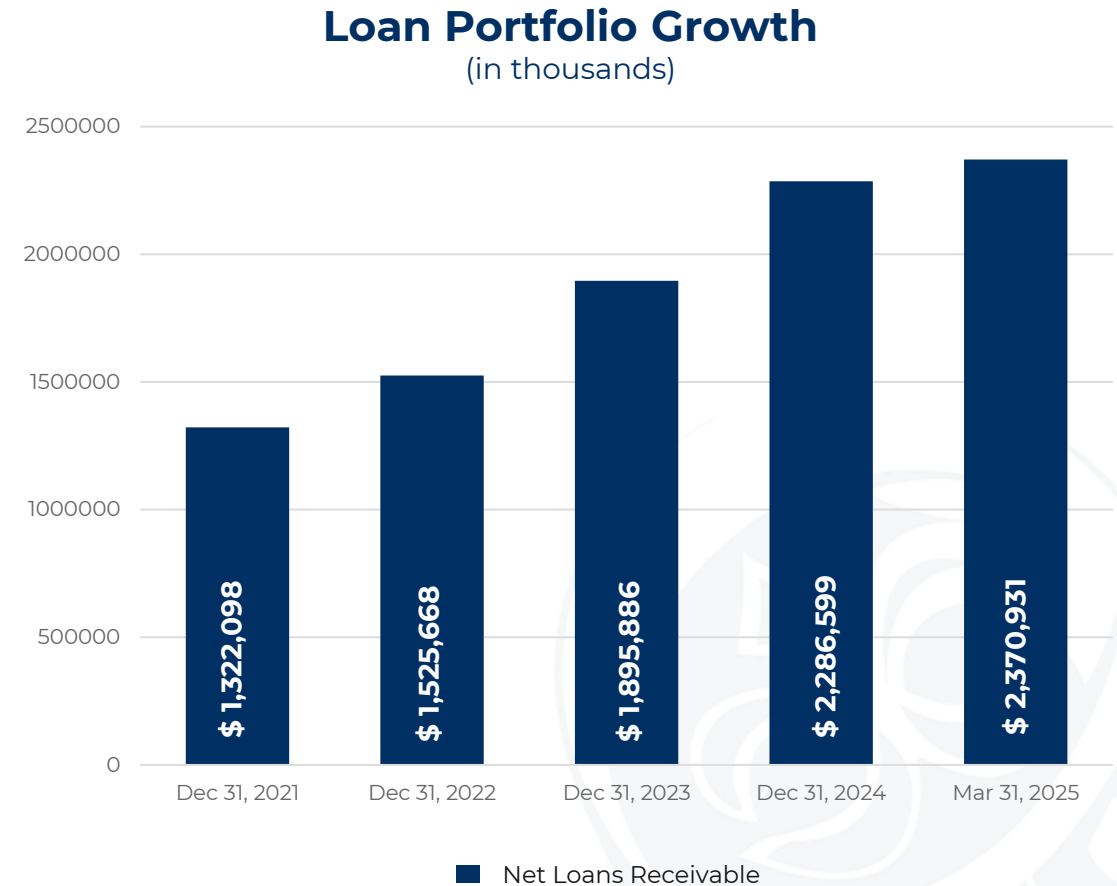
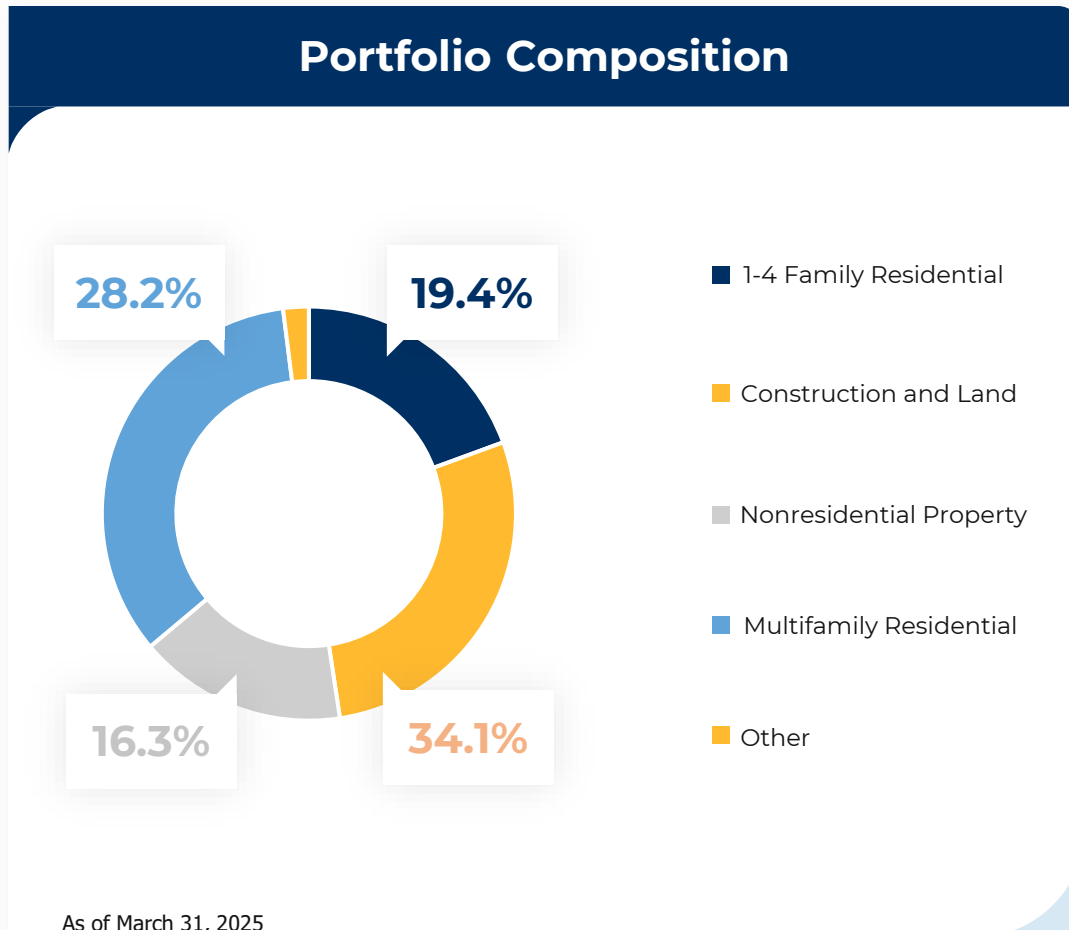
# Balance Sheet Highlights

(in thousands)





# Loans Portfolio



Appx. 1



# Total Securities - as of March 31, 2025

	Amortized Cost	Gross Unrealized Gains	Gross Unrealized Losses	Fair Value
(in thousand)				
<b>Available-for-Sale Securities:</b>				
U.S. Government Bonds	\$2,995	\$-	\$(92)	\$2,903
Corporate Bonds	20,759	54	(1,163)	19,650
<b>Mortgage-Backed Securities:</b>				
Collateralized Mortgage Obligations <sup>1</sup>	33,468	-	(5,595)	27,873
FHLMC Certificates	8,767	-	(1,057)	7,710
FNMA Certificates	54,668	-	(9,322)	45,346
GNMA Certificates	87	1	-	88
<b>Total available-for-sale securities</b>	<b>\$120,744</b>	<b>\$55</b>	<b>\$(17,229)</b>	<b>\$103,570</b>

	Amortized Cost	Gross Unrealized Gains	Gross Unrealized Losses	Fair Value
(in thousand)				
<b>Held-to-Maturity Securities:</b>				
U.S. Agency Bonds	\$25,000	\$-	\$(33)	\$24,967
Corporate Bonds	32,500	21	(420)	32,101
<b>Mortgage-Backed Securities:</b>				
Collateralized Mortgage Obligations <sup>1</sup>	181,178	83	(5,045)	176,216
FHLMC Certificates	3,206	-	(171)	3,035
FNMA Certificates	102,472	-	(3,245)	99,227
SBA Certificates	13,881	91	-	13,972
Allowance for Credit Losses	(213)	-	-	-
<b>Total available-for-sale securities</b>	<b>\$358,024</b>	<b>\$195</b>	<b>\$(8,914)</b>	<b>\$349,518</b>

(1) Comprised of Federal Home Loan Mortgage Corporation ("FHLMC"), Federal National Mortgage Association ("FNMA") and Ginnie Mae ("GNMA") issued securities.



# Regulatory Capital Ratios

	Actual		For Capital Adequacy Purposes		To Be Well Capitalized Under Prompt Corrective Action Provisions	
	Amount	Ratio	Amount	Ratio	Amount	Ratio
<b>March 31, 2025</b>	(in thousands)					
<b>Ponce Financial Group, Inc.</b>						
Total Capital to Risk-Weighted Assets	\$ 552,191	22.84%	\$ 193,396	8.00%	\$ 241,745	10.00%
Tier 1 Capital to Risk-Weighted Assets	527,401	21.82%	145,047	6.00%	193,396	8.00%
Common Equity Tier 1 Capital Ratio	302,401	12.51%	108,785	4.50%	157,134	6.50%
Tier 1 Capital to Total Assets	527,401	16.84%	125,287	4.00%	156,609	5.00%
<b>Ponce Bank</b>						
Total Capital to Risk-Weighted Assets	\$ 514,077	21.38%	\$ 192,356	8.00%	\$ 240,445	10.00%
Tier 1 Capital to Risk-Weighted Assets	489,287	20.35%	144,267	6.00%	192,356	8.00%
Common Equity Tier 1 Capital Ratio	489,287	20.35%	108,200	4.50%	156,289	6.50%
Tier 1 Capital to Total Assets	489,287	15.61%	125,381	4.00%	156,726	5.00%
	Actual		For Capital Adequacy Purposes		To Be Well Capitalized Under Prompt Corrective Action Provisions	
	Amount	Ratio	Amount	Ratio	Amount	Ratio
<b>December 31, 2024</b>	(in thousands)					
<b>Ponce Financial Group, Inc.</b>						
Total Capital to Risk-Weighted Assets	\$ 546,128	22.98%	\$ 190,147	8.00%	\$ 237,684	10.00%
Tier 1 Capital to Risk-Weighted Assets	520,796	21.91%	142,611	6.00%	190,147	8.00%
Common Equity Tier 1 Capital Ratio	295,796	12.44%	106,958	4.50%	154,495	6.50%
Tier 1 Capital to Total Assets	520,796	17.70%	117,715	4.00%	147,144	5.00%
<b>Ponce Bank</b>						
Total Capital to Risk-Weighted Assets	\$ 507,632	21.47%	\$ 189,137	8.00%	\$ 236,421	10.00%
Tier 1 Capital to Risk-Weighted Assets	482,300	20.40%	141,853	6.00%	189,137	8.00%
Common Equity Tier 1 Capital Ratio	482,300	20.40%	106,390	4.50%	153,674	6.50%
Tier 1 Capital to Total Assets	482,300	15.81%	122,011	4.00%	152,514	5.00%

# Reconciliation to GAAP



	March 31, 2025
Common shares issued	24,886,711
Less treasury shares	920,520
Common shares outstanding at end of period	23,966,191
Total Equity	\$ 513,885,468
Common shares outstanding	23,966,191
Total equity per share - GAAP	\$ 21.44
Total Equity	\$ 513,885,468
Less Preferred Stock	\$ (225,000,000)
Tangible book value	\$ 288,885,468
Tangible book value per common share - Non-GAAP	\$ 12.05



# Community Sponsorships and Donations

Includes Sponsorships and Donations by the Company and the Ponce De Leon Foundation

American Cancer Society	Morris Heights Health Center	Urban Youth Alliance Int	Castle Hill Little League	Iglesia Nuevo Amanecer La Hermosa	Phipps Neighborhood	InHisName United
YMCA of Greater NY	Washington Heights BID	Unique People Services	Hostos Community College Foundation	New Bronx Chamber of Commerce	Bronx Manhattan North Board of Realtors	
Bronx Kings	Business Initiative Corporation	Neighborhood Shop COVID Relief Program	BOEDC	Bronx Tourism Council	Bronx County Bar Association	NYS CDFI Coalition
Business Initiative Corporation	Bronx Overall Economic Development Corp	Unique People Services	Hope Gathering	Buy Local East Harlem & Greet	LSA Covid Relief	Citivas
Union Settlement	La Fortaleza	Hope Community	AHRC	Society of the Educational Arts	NYCHCC Women In Business	Riverdale Senior Services
Urban Design Forum	Upper Manhattan Mental Health Center	Comite Noviembre	RAICES Spanish Speaking Elderly Council	One Brooklyn Fund	MyTime Inc	Brooklyn Hospital Foundation
Gay Men's Health Crisis Inc	CommonPoint Queens	Immaculate Conception Catholic Academy	Hellenic Orthodox Community of Astoria	Greater Jamaica Development Corp	Queens Economic Development Corporation	
Immaculate Conception Catholic Academy	Pancyprian Association Inc	NJ Law Enforcement	Union City Music Project	Queens Women's Chamber of Commerce		
NJ Small Business Development Center at NJCU	Forest Hills Chambers of Commerce	Greater NY Chamber of Commerce	NYSCDFI Coalition	Brooklyn Kings County	Sharing and Caring Inc	
Chamber Of Commerce of Washington Heights and Inwood in Manhattan	Save Latin America	Hispanic Chamber of Commerce	BNI Down to Business	& MANY MORE		

**Queens Small Business Owners & Entrepreneurs**

**Small Business Bootcamp**

**Ponce De Leon Foundation**

- ▶ Over 117 grants to charitable causes since 2017
- ▶ \$2.3 million was given to Ponce Bank Branch communities focusing on youth services, education, healthcare, social services, economic development, and cultural diversity

**Financial Mastery Workshops**



**Thank you.**